





Diya 438

5  4  2  2 

DESIGNED TO SUIT
14m x 30m

The Diya boasts stunning features across two spacious storeys. The downstairs entertainment area comes complete with two living areas and the alfresco along with the master bedroom. Upstairs we have two more spacious living areas along with the generously sized bedrooms, allowing the kids all the space they need for games and entertainment. The Diya does not miss a beat.

ROOM SIZES

Family	4.6 x 4.5m
Meals	5.3 x 3.7m
Living	4.6 x 4.5m
Casual Living	5.5 x 4.8m
Theatre	6.1 x 4.3m
Study	2.3 x 5.2m
Master Bed	4.5 x 4.5m
Bed 2	4.3 x 3.2m
Bed 3	4.3 x 3.2m
Bed 4	3.7 x 3.2m
Bed 5	3.7 x 3.4m
Alfresco	4.6 x 3.7m

SPECIFICATIONS

Exterior Length	20.31m
Exterior Width	12.77m
House Area Total	407m ²
Squares	43.80sq

